



District Report Card: 2017


State: Chandigarh	District: Chandigarh
Class: 5	Subject: Language
Schools: 113	Students: 2955


Participation/Coverage


Students

<div>GENDER</div> <div></div>	Boys				Girls			
	Number		%		Number		%	
	1428		48.32		1527		51.68	

<div>AREA</div> <div></div>	Rural				Urban			
	Number		%		Number		%	
	825		27.92		2130		72.08	

<div>CATEGORY</div> <div></div>	SC		ST		OBC		GEN	
	Number	%	Number	%	Number	%	Number	%
	314	10.63	2	0.07	54	1.83	2585	87.48

<div>CWSN</div> <div></div>	LD	VI	HI	S&LD	ID	Oth
	14	6	4	22	3	11

<div>Management</div> <div></div>	Government			Government-aided		
	Number		%	Number		%
	2825		95.60	130		4.40

Average Performance of Students in Language (%)

Overall	Gender		Area		Management		Social Group			
	Male	Female	Rural	Urban	Govt.	Aided	SC	ST	OBC	GEN
69.03	68.14	69.87	70.34	68.53	69.61	56.41	68.54	66.67	73.09	69.01

Performance on Learning Outcomes (LOs)

Learning Outcomes	Description	Average Performance(%)
L504	Reads and comprehends independently storybooks, news items/ headlines, advertisements etc.	68.62
L508	Reads text with comprehension, locates details and sequence of events	69.24

Range of Performance of Students who Answered Correctly							
Below 30%		30% - 50%		50% - 75%		Above 75%	
Number	%	Number	%	Number	%	Number	%
137	4.64	474	16.04	1066	36.07	1278	43.25

Lowest Performing Learning Outcomes (LOs)

- 1 - Reads and comprehends independently storybooks, news items/ headlines, advertisements etc. (68.62)
- 2 - Reads text with comprehension, locates details and sequence of events (69.24)